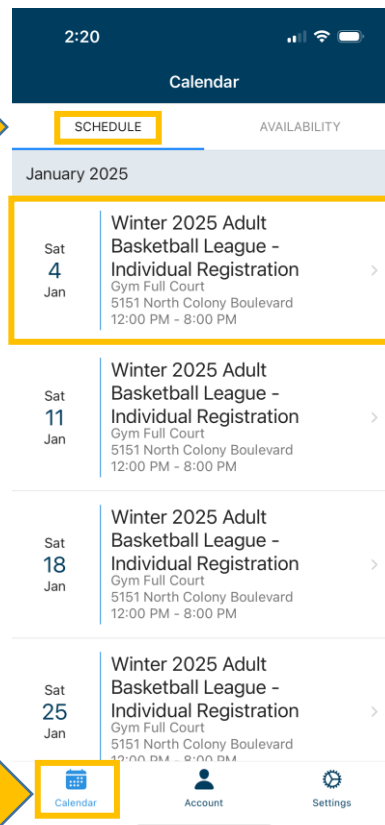
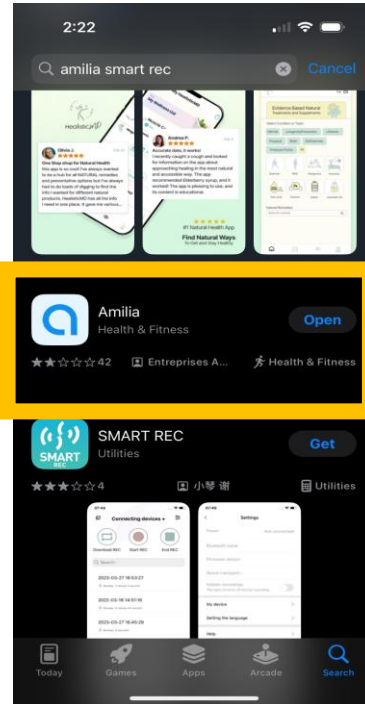




To view your current roster, download the Amilia App!

Install the Amilia App



**Step One:** Open the App and click on the Calendar Icon on the bottom of the screen

**Step Two:** Click the Schedule subtab on top of the screen

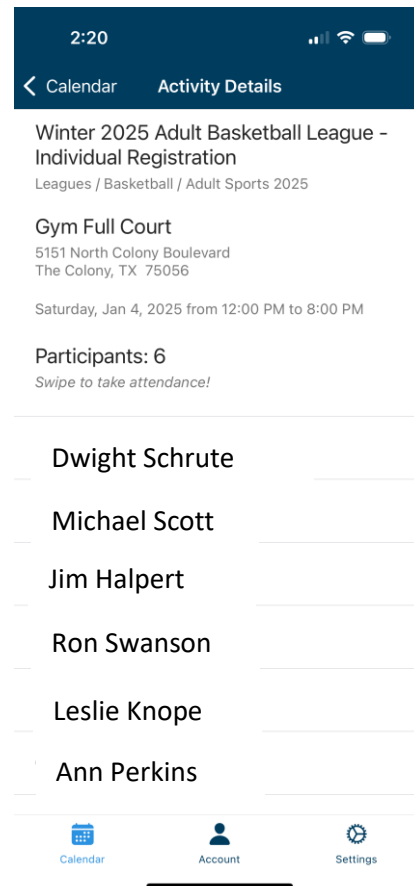
On this screen it will show a schedule of activities for your team.

**Step Three:** Click on the date of the activity you are wanting to view. This should be labeled with your team name.



**On the activity details page it will show who is registered on your roster.**

**Note:** If you do not see a person on this list this means they have not registered and will not be able to play!



For more information reach out to the Athletics team at [playtcsports@thecolonytx.gov](mailto:playtcsports@thecolonytx.gov)